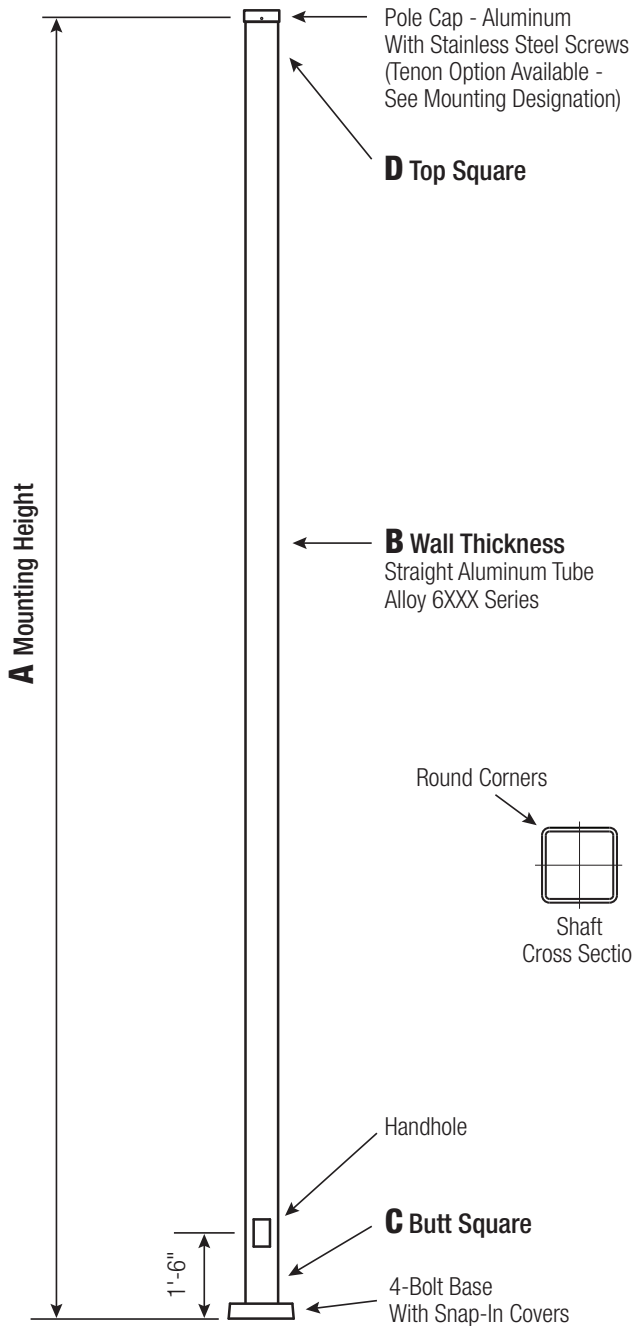


# SSA

## Square Straight Aluminum Pole No Arm — 4-Bolt Base



Satin Aluminum or Powder Coated Finish per Customer Specification.

C BUTT SQ.	D TOP SQ.	F BOLT CIR. DIA.	G BASE SQ.	H BOLT PROJ.	I BOLT SIZE
4	4	8.5 - 9.5	9.875	1.5	.75 x 17 x 3
5	5	10.5 - 11.5	11.125	2	.75 x 30 x 3
6	6	12 - 13	12.75	2.25	1 x 36 x 4
6.625	6.625	13 - 14	13.5	2.25	1 x 36 x 4


Dimensions in Inches

### Pole

The pole shaft will be constructed of seamless extruded tube of 6XXX Series Aluminum Alloy per the requirements of ASTM B221. The shaft assembly shall be full-length heat treated after base weld.

### Base Style

4-Bolt Cast Aluminum Base Flange of Alloy 356-T6 with Aluminum Snap-In Bolt Covers.



### Handhole


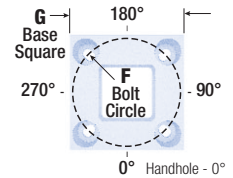
**4"-5" Butt Squares -**  
2" x 4" Handhole with square Lap Style Aluminum Door and two (2) Stainless Steel Self-Tapping Attaching Screws. A Grounding Provision incorporating a tapped 1/4"-20NC Grounding Provision is provided opposite the Handhole.



**6"+ Butt Square -**  
3" x 5" Handhole with square Lap Style Aluminum Door and two (2) Stainless Steel Self-Tapping Attaching Screws. A Grounding Provision incorporating a tapped 1/4"-20NC Grounding Provision is provided opposite the Handhole.

### Anchorage

Anchorage Kit will include four (4) L-shaped Steel Anchor Bolts conforming to AASHTO M314-90 Grade 55. Ten inches (10") of threaded end will be galvanized per ASTM A153. Kits will contain four (4) Hex Nuts, four (4) Lock Washers, and four (4) Flat Washers (all components Galvanized Steel). A bolt circle template will be provided.



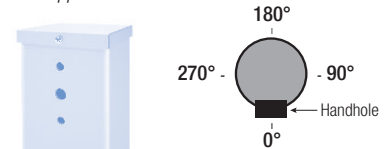
### Vibration Damper

If determined necessary, a top-mount, field installed First Mode Vibration Damper will be provided. Customer specification of the damper is available.

### Mounting Designation

#### Side Drill Mount

For Side Drill Mount applications specify luminaire type, quantity and orientation. A luminaire drilling template must be supplied at time of order.



#### Tenon Mount

For Tenon Mount applications specify both Tenon diameter (2.375", 2.875", 3.5", etc.) and length (3", 4", etc.).



Solar Lighting International®, Inc.

Phone +1 803-233-3461 | www.solarlightingintl.com

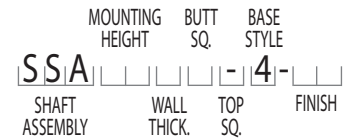
The Name Solar Lighting International® is a Registered Trademark.

**WARNING:** Do not install light pole without luminaire.

A Mtg. Hgt.	B WALL THICKNESS	C BUTT DIAMETER	TOTAL LUM. WEIGHT	MAXIMUM EPA					OLD CAT. NUMBER	CATALOG NUMBER
				90	100	110	120	130		
08	0.125"	4	100	23.2	18.4	17.2	14.2	11.8	11-043	SSA08B4-4-**-
10	0.125"	4	100	17.6	13.8	12.8	10.4	8.6	11-063	SSA10B4-4-**-
10	0.188"	4	100	26.2	20.8	19.4	16.0	13.2	11-064	SSA10D4-4-**-
12	0.125"	4	100	13.8	10.6	9.8	7.8	6.2	11-083	SSA12B4-4-**-
12	0.188"	4	100	21.0	16.4	15.2	12.4	10.2	11-084	SSA12D4-4-**-
12	0.188"	5	100	35.0	27.6	25.6	20.8	17.2	11-087	SSA12D5-4-**-
14	0.125"	4	85	10.8	8.2	7.6	5.8	4.6	11-103	SSA14B4-4-**-
14	0.188"	4	100	17.0	13.2	12.0	9.6	7.8	11-104	SSA14D4-4-**-
14	0.188"	5	100	28.6	22.4	20.6	16.6	13.6	11-107	SSA14D5-4-**-
15	0.125"	4	70	9.8	7.2	6.6	5.0	3.8	11-123	SSA15B4-4-**-
15	0.188"	4	100	15.4	11.8	10.8	8.6	6.8	11-124	SSA15D4-4-**-
15	0.188"	5	100	26.0	20.2	18.6	15.0	12.0	11-127	SSA15D5-4-**-
16	0.125"	4	55	8.8	6.4	5.8	4.4	3.2	11-143	SSA16B4-4-**-
16	0.188"	4	100	13.8	10.6	9.6	7.6	6.0	11-144	SSA16D4-4-**-
16	0.188"	5	100	23.8	18.4	16.8	13.4	10.8	11-147	SSA16D5-4-**-
18	0.125"	4	25	6.8	4.8	4.2	3.0	2.0	11-163	SSA18B4-4-**-
18	0.188"	4	80	11.2	8.4	7.6	5.8	4.4	11-164	SSA18D4-4-**-
18	0.250"	4	100	15.2	11.6	10.6	8.4	6.6	11-165	SSA18F4-4-**-
18	0.188"	5	100	19.4	14.8	13.4	10.4	8.2	11-167	SSA18D5-4-**-
20	0.125"	4	40	5.0	3.4	2.8	1.8	-	11-183	SSA20B4-4-**-
20	0.188"	4	50	9.0	6.6	5.8	4.2	3.0	11-184	SSA20D4-4-**-
20	0.250"	4	90	12.4	9.4	8.4	6.4	4.8	11-185	SSA20F4-4-**-
20	0.188"	5	100	15.8	11.8	10.6	8.0	6.0	11-187	SSA20D5-4-**-
20	0.250"	5	100	22.0	16.8	15.2	11.8	9.2	11-188	SSA20F5-4-**-
20	0.188"	6	100	24.8	18.8	17.0	13.2	10.2	11-190	SSA20D6-4-**-
20	0.250"	6	100	34.2	26.4	24.2	19.0	15.2	11-191	SSA20F6-4-**-
25	0.188"	5	45	9.4	6.2	5.4	3.4	1.8	11-247	SSA25D5-4-**-
25	0.250"	5	65	14.0	10.0	8.8	6.2	4.4	11-248	SSA25F5-4-**-
25	0.188"	6	60	15.4	10.8	9.4	6.6	4.2	11-250	SSA25D6-4-**-
25	0.250"	6	100	22.4	16.4	14.8	11.0	8.0	11-251	SSA25F6-4-**-
25	0.250"	6.625	100	28.8	21.4	19.2	14.6	11.0	11-254	SSA25FJ-4-**-
30	0.188"	6	40	8.8	5.0	4.0	1.6	-	11-290	SSA30D6-4-**-
30	0.250"	6	25	14.4	9.6	8.4	5.2	3.0	11-291	SSA30F6-4-**-
30	0.250"	6.625	55	19.0	13.0	11.4	7.6	4.6	11-294	SSA30FJ-4-**-
35	0.250"	6	70	8.0	4.0	3.0	-	-	11-331	SSA35F6-4-**-
35	0.250"	6.625	50	11.4	6.6	5.2	2.0	-	11-334	SSA35FJ-4-**-

**Catalog Number System**

The catalog number for SLI's poles utilizes the following identification system.



**Catalog Number Example -**

**SSA 20 D 5 - 4 - BA**

Square Straight Aluminum, 20' Mounting Height, .188" Wall Thickness, 5" Butt Square, No Taper, 4-Bolt Base, Black Powder Coat Finish.

**Wall Thickness**

- B = .125"
- D = .188"
- F = .250"

**Butt Square**

- 4 = 4"
- 5 = 5"
- 6 = 6"
- J = 6-5/8"

**Top Square**


- = No Taper

**Base Style**

- 4 = 4-Bolt Base

**Finish**

- O2 = Satin Aluminum
- BA = Black Powder Coat
- BH = White Powder Coat
- BM = Dark Bronze Powder Coat
- BV = Dark Green Powder Coat
- GC = Gray Powder Coat
- \*\* = Specify Finish



Solar Lighting International®, Inc.

Phone +1 803-233-3461 | www.solarlightingintl.com

Solar Lighting International® The Name Solar Lighting International® is a Registered Trademark.

**EPA Notes:**

Effective Projected Area (EPA) in square feet. EPA's calculated using wind velocity (mph) indicated in accordance with 2009 AASHTO LTS-5 using a 25 year design life. Maximum EPA is based on the luminaire weight shown. Increased luminaire weight may reduce the maximum EPA. If weight is exceeded, or if other design life or code is required, please consult the factory.